

We welcome responsible caravan, motorhome, and campervan visitors and we want you to have a fantastic holiday and keep coming back!

To ensure our islands remain a special place to visit, please take time to read this leaflet and follow our P.L.A.C.E code, Scottish Access Code and some driving tips.

Driving

- 1. Keep left
- 2. Be courteous to other road users – please check your mirrors regularly and pull in and let the traffic behind you pass. Others may be driving to work, trying to catch a ferry or buses attempting to keep to their timetable
- 3. If you see a vehicle flashing its headlights, it maybe someone attending an emergency. Pull in and let them pass
- 4. Take extra care when passing cyclists and walkers, particularly on single track roads
- 5. Many areas of the Outer Hebrides are unfenced, and livestock often wander along the roads and verges. Take extra care as they may suddenly decide to cross in front of you. Look out for deer along the roadsides, especially at dawn and dusk, as they can jump out suddenly

Single Track Roads

- 1. Please use the nearest passing place to let traffic pass
- 2. Never cross the road to pull in to a passing place. Stay on your side and let the oncoming vehicle use the passing place
- 3. Pull in and let traffic behind you pass to avoid creating a queue
- 4. Be aware that, on occasion, you may have to reverse to let a vehicle pass if you have just passed the nearest passing place
- 5. If you see a large vehicle approaching in the distance, be prepared to stop in the next passing place and wait for them to pass you

OUTER
HEBRIDES
is a SPECIAL

P

L

A

C

E



PARKING
Never park in passing places. Don't park on verges or on the machair. Don't block access to fields and driveways.



LITTER
Leave no trace. Bin it or, even better, take it home. Reduce, reuse and recycle.



ANIMALS
Keep your dog on a lead. Be alert for livestock. Leave wildlife to do their thing.



CAMPERS
Use organised campsites. Dispose of waste responsibly. Leave NO trace.



ENGAGE
Follow Scottish Outdoor Access Code. Support Local businesses. Respect locals and way of life.

Please help us to keep it that way


Scottish Outdoor Access Code

The principals of the code are to:

- 1. Take responsibility for your own actions
- 2. Respect the interests of other people
- 3. Care for the environment



Please help us to preserve the machair (coastal grassland next to beaches). It is a haven for wildlife and is vital to our islands, particularly local crofters, whose livelihoods depend upon the rich grazing. Damage can be caused by driving over it, as wheels breakthrough the top layer, causing erosion.





Get online to get on board

Book online for the fastest, easiest CalMac experience.



For full, up to date information, facilities, campsite listings, what to see and do and what's on please go to:

www.visitouterhebrides.co.uk

Scottish Access Code:

www.outdooraccess-scotland.scot

Explore...

P PARKING

- 1. Please do not park in passing places – this restricts traffic flow and can be dangerous.
- 2. Don't park on verges or on the island's iconic machair (coastal grassland) – stick to car parks.
- 3. Please do not park in areas which block access (esp. for emergency access) or views and ensure you are not intruding on local residents or businesses.
- 4. Avoid over-crowding. If another vehicle is parked in a designated spot, try not to park right next to them! Instead find your own spot elsewhere.

L LITTER

- 1. Leave no trace.
- 2. Bin it or take it home. If you see an overflowing bin, please don't add to it or leave waste next to it and please not dispose of waste in bins belonging to businesses or residents. You can also dispose of household waste at the points listed on the map.
- 3. Do not leave any scraps of food or food packaging that could be eaten by wild animals.
- 4. Reduce, reuse and recycle at the many recycling stations around the islands.

A ANIMALS

- 1. Always keep your dog on a lead.
- 2. Keep your distance from wildlife and watch them do their thing.
- 3. Be alert and do not allow your dog to approach animals or people uninvited. In open country, it may not be obvious when animals are around.
- 4. Avoid livestock where possible and always pass cattle at a distance.
- 5. Let people know if you see an injured animal.
- 6. Close gates after you. If they were already open, leave them open.

C CAMPING

- 1. Book ferries and campsites (where possible) well in advance. Our islands can get very busy!
- 2. Stay in organised campsites or designated overnight parking spots.
- 3. Only dispose of chemical toilet waste in specially designed chemical disposal sites. Do not dispose contents in public toilets.
- 4. Use a stove for cooking, if possible. There are gas stockists through the islands. If you must have an open fire, keep it small, under control and remove all traces before leaving. Fires on the machair (coastal grassland) are forbidden. These are wildlife havens and also used for livestock by local communities. Remember, if there has been a prolonged dry period, fires can easily get out of control.
- 5. If you need to urinate outdoors, do so more than 30 metres from open water or rivers. If you need to defecate, use public toilets where possible. If not possible, bring a trowel and bury it at least 15 cm under the soil, replacing turf/vegetation on top. Bury as far as possible from buildings, open water, rivers, streams and animals.

E ENGAGEMENT

- 1. Before arriving, familiarise yourself with the Scottish Access Code.
- 2. Show respect our islanders and our way of life.
- 3. Please support our wonderful local businesses, from supermarkets to petrol stations from coffee shops to fresh seafood takeaways, as well as stunning arts, crafts, and a cheeky gin distillery or 2!
- 4. Enjoy your trip!

